




# Smart View card



 <b>1 Anna F</b> Jockey <b>Rossa Ryan</b> Trainer <b>Michael Appleby</b>	 <b>Ability</b>  <b>Course</b>	 <b>Trainer</b>  <b>Distance</b>	 <b>Jockey</b>  <b>Ground</b>	<b>91%</b> Smart View score	<b>16-1</b> Forecast odds
 <b>2 Art Power</b> Jockey <b>Joe Fanning</b> Trainer <b>Tim Easterby</b>	 <b>Ability</b>  <b>Course</b>	 <b>Trainer</b>  <b>Distance</b>	 <b>Jockey</b>  <b>Ground</b>	<b>89%</b> Smart View score	<b>20-1</b> Forecast odds
 <b>3 Montassib</b> Jockey <b>Cieren Fallon</b> Trainer <b>William Haggas</b>	 <b>Ability</b>  <b>Course</b>	 <b>Trainer</b>  <b>Distance</b>	 <b>Jockey</b>  <b>Ground</b>	<b>92%</b> Smart View score	<b>10-1</b> Forecast odds
 <b>4 Moss Tucker</b> Jockey <b>Billy Lee</b> Trainer <b>Ken Condon</b>	 <b>Ability</b>  <b>Course</b>	 <b>Trainer</b>  <b>Distance</b>	 <b>Jockey</b>  <b>Ground</b>	<b>91%</b> Smart View score	<b>25-1</b> Forecast odds
 <b>5 Shouldvebeenaring</b> Jockey <b>Sean Levey</b> Trainer <b>Richard Hannon</b>	 <b>Ability</b>  <b>Course</b>	 <b>Trainer</b>  <b>Distance</b>	 <b>Jockey</b>  <b>Ground</b>	<b>95%</b> Smart View score	<b>11-1</b> Forecast odds
 <b>6 Spycatcher</b> Jockey <b>Ryan Moore</b> Trainer <b>Karl Burke</b>	 <b>Ability</b>  <b>Course</b>	 <b>Trainer</b>  <b>Distance</b>	 <b>Jockey</b>  <b>Ground</b>	<b>92%</b> Smart View score	<b>16-1</b> Forecast odds
 <b>7 Bucanero Fuerte</b> Jockey <b>David Egan</b> Trainer <b>Adrian Murray</b>	 <b>Ability</b>  <b>Course</b>	 <b>Trainer</b>  <b>Distance</b>	 <b>Jockey</b>  <b>Ground</b>	<b>88%</b> Smart View score	<b>12-1</b> Forecast odds
 <b>8 Elite Status</b> Jockey <b>Clifford Lee</b> Trainer <b>Karl Burke</b>	 <b>Ability</b>  <b>Course</b>	 <b>Trainer</b>  <b>Distance</b>	 <b>Jockey</b>  <b>Ground</b>	<b>95%</b> Smart View score	<b>11-2</b> Forecast odds
 <b>9 Givemethebeatboys</b> Jockey <b>Shane Foley</b> Trainer <b>Jessica Harrington</b>	 <b>Ability</b>  <b>Course</b>	 <b>Trainer</b>  <b>Distance</b>	 <b>Jockey</b>  <b>Ground</b>	<b>87%</b> Smart View score	<b>12-1</b> Forecast odds
 <b>10 Inisherin</b> Jockey <b>Tom Eaves</b> Trainer <b>Kevin Ryan</b>	 <b>Ability</b>  <b>Course</b>	 <b>Trainer</b>  <b>Distance</b>	 <b>Jockey</b>  <b>Ground</b>	<b>95%</b> Smart View score	<b>7-2</b> Forecast odds
 <b>11 Jasour</b> Jockey <b>Jim Crowley</b> Trainer <b>Clive Cox</b>	 <b>Ability</b>  <b>Course</b>	 <b>Trainer</b>  <b>Distance</b>	 <b>Jockey</b>  <b>Ground</b>	<b>89%</b> Smart View score	<b>9-1</b> Forecast odds
 <b>12 Kind Of Blue</b> Jockey <b>Daniel Muscutt</b> Trainer <b>James Fanshawe</b>	 <b>Ability</b>  <b>Course</b>	 <b>Trainer</b>  <b>Distance</b>	 <b>Jockey</b>  <b>Ground</b>	<b>88%</b> Smart View score	<b>14-1</b> Forecast odds
 <b>13 Swingalong</b> Jockey <b>William Buick</b> Trainer <b>Karl Burke</b>	 <b>Ability</b>  <b>Course</b>	 <b>Trainer</b>  <b>Distance</b>	 <b>Jockey</b>  <b>Ground</b>	<b>98%</b> Smart View score	<b>15-2</b> Forecast odds
 <b>14 Unequal Love</b> Jockey <b>Danny Tudhope</b> Trainer <b>William Haggas</b>	 <b>Ability</b>  <b>Course</b>	 <b>Trainer</b>  <b>Distance</b>	 <b>Jockey</b>  <b>Ground</b>	<b>96%</b> Smart View score	<b>25-1</b> Forecast odds
 <b>15 Vadream</b> Jockey <b>Hollie Doyle</b> Trainer <b>Charlie Fellowes</b>	 <b>Ability</b>  <b>Course</b>	 <b>Trainer</b>  <b>Distance</b>	 <b>Jockey</b>  <b>Ground</b>	<b>86%</b> Smart View score	<b>50-1</b> Forecast odds
 <b>16 Flora Of Bermuda</b> Jockey <b>Oisin Murphy</b> Trainer <b>Andrew Balding</b>	 <b>Ability</b>  <b>Course</b>	 <b>Trainer</b>  <b>Distance</b>	 <b>Jockey</b>  <b>Ground</b>	<b>76%</b> Smart View score	<b>25-1</b> Forecast odds

Racing Post Smart View is the new unbiased, comprehensive and intuitive tool for all racing fans. Using our unrivalled racing database, our team of data scientists has applied mathematical modelling and machine learning techniques to generate an objective assessment across six key attributes for horses in all British and Irish races.

These are presented in a format that allows you to either home in on individual attributes or be guided by the overall Smart View score, which is a weighted average of the six attributes and, like them, is scored out of 100. Whether you're a seasoned form student or a casual punter, Racing Post Smart View can help you to make more informed choices and more successful bets.

**Racing Post Smart View is now available for every race on the Racing Post mobile app.**